



# Federal Air Marshal Application Tip Sheet



## What is a Federal Air Marshal?

The mission of the Federal Air Marshal Service (FAMS) is to detect, deter and defeat criminal, terrorist and hostile activities that target our nation's transportation systems. Federal Air Marshals assess, address and mitigate varying potential risks and threats to transportation and travelers.



[Learn More](#)

## Getting Started

To apply for FAMS positions, you must complete and include the items listed below. Applicable supporting documents will be listed in the Required Documents section of the application.

1

**Application including  
the self-assessment  
questionnaire**

2



**Your  
resume**

3

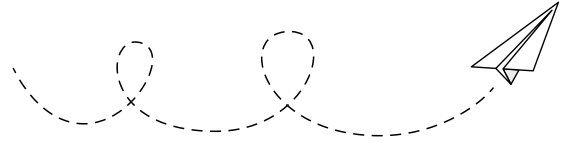
**Applicable  
supporting  
documents**

## Quick Tips and Helpful Information

- Throughout the application, some fields are pre-populated and require no action. You will not be able to change them unless you edit the information in your USAJOBS Profile. If you do not have any updates, please continue through the application.
- Veterans must enter their military information/dates in their USAJOBS Profile prior to starting the TSA application.
- Selective Service Registration Requirement: TSA policy requires verification of Selective Service registration for male applicants born after 12/31/1959. You can check if you are registered at [www.sss.gov/verify/](http://www.sss.gov/verify/). Females are exempt. Other exemptions exist.



# Follow These Steps to Apply



## 1. Find a job opportunity announcement:

On [jobs.tsa.gov/law-enforcement](https://jobs.tsa.gov/law-enforcement), scroll to the search bar to browse open FAMS positions. Click on a job title to view the full description, and if it seems like the right fit, click “APPLY.”

## 2. Apply on [usajobs.gov](https://usajobs.gov):

Click the “APPLY” button to begin your application. If you are not signed in, this will prompt you to sign in or create a USAJOBS account.

## 3. Create an account:

Applicants must create an account on [usajobs.gov](https://usajobs.gov) to apply. When creating an account, you will be directed to [login.gov](https://login.gov) (a secure federal pass-through portal that uses two-factor authentication to keep your information safe). To create an account, you will need access to your email and cell phone. Once you confirm your email address and create a strong password, it will prompt you to add a phone number to receive a security code. Each time you log in, you will receive a security code by text or call to complete the required two-step authentication process.

Once you are logged in, you will need to partially complete your USAJOBS Profile. Please complete the Contact and Eligibility sections in your profile – these are required to apply!

## 4. Enter resume and supporting documents:

Follow the prompts to select your resume and/or other supporting documents to be included with your application package. It’s highly recommended to use the Resume Builder when completing your resume; for detailed steps, visit the [USAJOBS Help Center](https://usajobs.gov/help-center). You will have the opportunity to upload additional documents to include in your application before it is submitted. Your uploaded documents may take several hours to clear the virus scan process.

For FAMS G-Band candidates, supporting documents can include, but are not limited to, the Federal Employment SF-50, Law Enforcement SF-50, DD-214 and Veterans Admin Disability letters.

## 5. Enter personal information:

After acknowledging you have reviewed your application package, complete the “Include Personal Information” section and click to continue with the application process.

## 6. Complete the online application:

You will be taken to the online application which you must complete in order to apply for the position. Complete the online application, verify the required documentation is included with your application package and submit the application. You must re-select your resume and/or other documents from your USAJOBS account to complete your application.

Pay special attention to Questions 1-37 within the Conditions of Employment section, which pertain to felonies committed in the last 10 years. If you have not been convicted of a felony in the last 10 years, you may select “No” for questions 1-37. Questions 38-53 in the Conditions of Employment section are directly relevant to the FAMS requirements

## 7. Review and submit:

Review your answers and submit your application when you are ready by clicking the SUBMIT APPLICATION button. You should then receive an email that confirms your application was successfully submitted.

Additional information on how to complete the online application process and submit your online application can be found on the [USA Staffing Applicant Resource Center](https://usajobs.gov/help-center).